

Intervertebral Differential Dynamics Therapy A New Direction for the Initial Treatment of Low Back Pain

a report by Dennis McClure, MD, and Bethany Farris, MD,
Private Practice, Dayton, Ohio

(Originally published in *US Musculoskeletal Review* 2006)

Patients with back pain usually present a neurosurgeon or spine specialist with an abnormal magnetic resonance imaging (MRI), while their referring physician tells them they have a degenerated disc causing their pain. Throughout my years of practice, it has become apparent to me that patients with back pain want to know why they are having pain, the cause of their back pain and how to effectively treat their back pain in order to avoid surgery. In addition to improving pain, another goal in treatment is to improve flexibility, as well as quality of life, in the safest and most effective manner prior to recommending more invasive procedures for treating the patient's pain due to degenerative disc disease. It is a misconception by the public that surgery 'fixes' a person's back pain. If this were true, we would never see patients with failed back syndrome.

There has been no established uniform or conservative management to effectively treat low back pain.

In November 2003, I introduced Intervertebral Differential Dynamics (IDD) Therapy to my neurosurgical practice. IDD Therapy® is a noninvasive spinal rehabilitation treatment developed by Norman Shealy, MD, PhD, and is delivered by the Accu-SPINA® spinal care device. IDD Therapy provides computer-directed physio-therapeutic treatment to the lumbar and cervical intervertebral discs and facet joints, with a course of treatment consisting of 20 sessions of 25 to 30 minutes, spread over a six-week period. IDD Therapy protocols allow for the controlled distraction of targeted vertebrae to mobilize the joint and to create a negative pressure inside the intervertebral disc. This negative pressure leads to the diffusion of fluid and nutrients into the disc to stimulate its metabolism and promote hydration and healing. The negative pressure can also lead to the retraction of a herniated nucleus pulposus. IDD Therapy treatment further delivers a passive exercise element to release spasmodic behavior and to reeducate supporting soft tissues. Since introducing IDD Therapy to the practice I have treated over 1,200 patients. Initial studies of IDD Therapy indicated success rates of 86% and 76% one year post-treatment. Our results of treatment are similar to the initial reports of IDD therapy; in fact, in some cases we believe they are higher. We present

our results of over 415 patients who have been analyzed so far in looking at success rates that contribute to variables affecting the outcome of IDD Therapy.

Questions and Direction

After treating patients for two years, it seemed apparent that most of them reported significant recovery of back pain after completing IDD Therapy. This raised several important questions. What are the reasons patients do not improve with IDD Therapy? What factors about these patients led to a good prognosis with treatment? What factors led patients to experience different severities of pain prior to and after treatment?

Understanding the answers to these questions was crucial for us to quantify and improve the quality of treatment we could give to our patients. We therefore employed a research analyst to answer these questions and analyze the data extracted from the patients' files, which included medical history, assessment measures (taken and recorded upon initial evaluation), diagnoses, treatment parameters and follow-up measures.



Dennis McClure, MD, has been in private practice in Dayton, Ohio, since 1995. He was certified by the American Board of Neurological

Surgery in 1988 and served in the US Air Force from 1984. He is a lifetime member of the American Association of Neurological Surgeons. Dr. McClure obtained his MD from Indiana University in 1978 and completed neurosurgery training at the University of Wisconsin Hospitals (Madison) in 1984.

Preliminary Analyses and Results

This preliminary analysis was conducted by analyzing the success from self-reports given by the patient on follow-up. Success with IDD Therapy was rated by patients after treatment (2-4 weeks, and 12 months) (see Table 1).

In the preliminary analysis we defined success as an improvement rating of 2 or 3. A patient must report a 50% decrease or greater in pain in order to be considered a success in this analysis. Data from the past 415 patients completing treatment was analyzed

between two months and two years after completion of the course of IDD Therapy treatment, at an average time of one year post-treatment. Any patient failing to give an improvement rating was excluded. Success rates were examined according to diagnosis assigned prior to treatment (see Table 2).

Of particular interest are lumbar surgical candidates, that is, those patients who had been advised to undergo surgery and who came to the practice for a second opinion or patients who I might have previously operated on. This group showed a success rate of 92%. This is quite an exciting find, considering the next alternative for these patients would have been surgery. Although

Depression and Attitude Study and Results

the sample size for cervical and post-laminectomy patients was limited, the success rates are promising for these groups as well.

Having determined initial success rates of treatment led us to inquire about variables influencing the outcome of treatment. In particular, what makes patients have these exciting success rates and more importantly, what variables affect the outcome of treatment for patients who did not benefit from IDD Therapy? We contacted the lumbar surgical candidates for additional follow-up information at 12 months. Out of 129 patients, 84 were contacted. The data for these patients was analyzed and the results are follows:

- Effects of Gender—females reported significantly higher pain after treatment, ($p < .0058$)
- Effects of Age (90% confidence interval)—there was a significant increase in pain after treatment as age increased, ($p < .0955$).
- Effects of Time—patients who reported initial success (rating of 2 or 3) directly after treatment continued to have a significant reduction in pain at the time of the follow-up (anywhere from two months to two years after completing treatment) ($p < .0001$).
- Effects on Activity Level—patients who reported success (reduction in pain) after treatment also reported improvement in other aspects of their life, including a significant increase in capacity to live a more active lifestyle, ($p < .0001$).
- Factors that had no effect on outcome measures included body mass index, number of diagnoses, number of serious illnesses, number of prior treatments, and angle of distraction.
- Flexibility measuring forward bending and straight leg-raising improved by 60% post-treatment.

These results were encouraging and led us to examine other aspects related to pain prior to and after treatment. More specifically, psychological processes and attitudes, and how they may affect IDD Therapy.

To more accurately assess improvement and factors affecting it, a study was designed to assess patients prior to and post-treatment. Participants gave consent and took a battery of surveys prior to treatment, including a pain assessment, a self-rated depression inventory and an attitude assessment. After patients completed treatment, they took the pain assessment again, and results were analyzed. Analyses are based on a sample size of 50 patients.

The first important finding was that patients who reported higher pain prior to treatment showed significantly higher rates of depression, ($p < .0071$), which gave us important insight into psychological aspects of a patient's health affecting their perception of pain. Second, patients with negative attitudes (skeptical or cynical) reported slightly higher pain prior to treatment, although not enough to be statistically significant in a one-way analysis of variance (ANOVA). These findings suggest that conceptual treatment of pain should take a more holistic approach.

This study also replicated the effect of age from the previous analysis. Patients in this sample showed that, as age increases, pain after treatment also significantly increased ($p < .0110$). Number of prescription medications also had a significant effect on the outcome of treatment. Patients taking more medication report significantly higher pain after treatment ($p < .0143$). Patients on more prescription medications are in overall poorer health prior to treatment. If this holds true, it would also reinforce the idea of treating back pain using a more holistic approach. This would allow us to address and treat additional aspects of patients' health such as psychological, physical and spiritual areas, resulting in better improvement in pain from IDD Therapy, and overall quality of life.

It is also worth noting that, while different factors may significantly affect the outcome of IDD Therapy, the sample had a significant decrease in pain according to a matched pairs test, ($p < .0001$). In addition, although depression significantly affected reported pain prior to treatment, patients with depression significantly improved after treatment ($p < .0001$). This leads me to believe that IDD Therapy not only decreases pain, but also lifts depression associated with pain. Overall, the success rate was 88.2% for this sample, which fell between the ranges of success found in our initial estimates of 79-92% success.

Table 1: Patient-rated Success of IDD Therapy

Improvement Rating	Interpretation	Pain Adjustment
0	No improvement	0-24% decrease
1	Minimal improvement	25-49% decrease
2	Moderate improvement	50-79% decrease
3	Excellent improvement	80-100% decrease

Figure 1: MRI Examples

Future Studies—Anger and Stress

In light of supporting a more holistic approach to pain, we have begun to look at back pain in broader terms than the physical pain our patients experience. We have also started to examine the severity of impairments as a consequence of the pain, and how this affects patients' daily lives. We began to assess and examine the influence of other factors, such as stress and anger levels, on the outcome of IDD Therapy. So far, 65 patients have participated in this most recent study, called the Anger and Stress Study. The results are preliminary, as most patients have not completed the follow-up portion of this study. Our preliminary findings include:

- Number of Daily Activities Affected by Pain—Patients who report high numbers of daily activities affected by pain score significantly higher on the anger assessment ($p < .0002$), significantly higher on the depression scale ($p < .0001$), and report significantly higher pain ($p < .0007$).
- Stress Effects—Patients who score high on the Social Readjustment Scale score significantly higher on the anger assessment ($p < .0001$).
- Anger Effects—Patients who score high on the anger assessment score significantly higher on the depression scale ($p < .0002$).
- Depression Score Effects—Patients who score high on the depression scale report significantly higher pain prior to treatment ($p < .0037$).

Conclusions

A number of implications can be made from the analyses above. However, since these are preliminary in nature, we will not elaborate on the potential meaning from each analysis. Instead, we hope to convey information by moving the conception and treatment of back pain in a new direction, one that uses safer, non-invasive treatments such as IDD Therapy for the initial treatment of low back pain, recognizing the complexity of our patients and treatment through a more holistic approach. ■

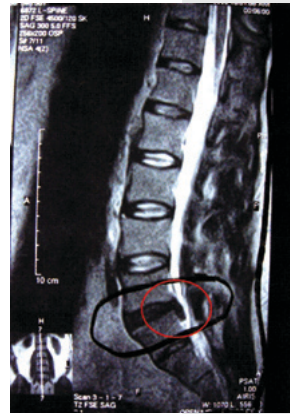


Figure 1a: Pre-treatment MRI (02/02/05)



Figure 1b: Post-treatment MRI (03/14/05)

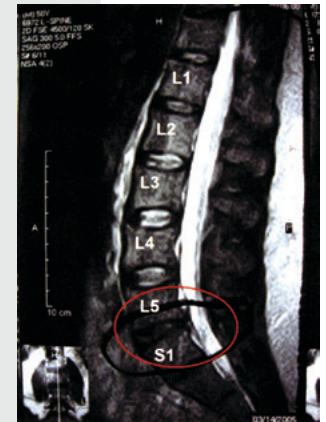


Figure 1c: Pre-treatment MRI (02/02/05)




Figure 1d: Post-treatment MRI (03/14/05)



Table II: Success Rates According to Diagnosis Prior to Treatment

Diagnosis type	Reported success rate (%)	Sample size (n)
Lumbar back pain	79	330
Surgical lumbar candidates	92	129
Cervical pain	84.7	33
Post-laminectomies	79	52